

# Districting the Pleasant Valley Recreation and Parks District

October 6, 2021

# Election Systems

---

1. “At Large”
2. “From District” or “Residence” Districts
3. “By District”

**The California Voting Rights Act was written to specifically encourage by-district elections.**

# Districting Process

---

Step	Description
<b>Two Initial Hearings</b> Sept. 8 and 21	Held prior to release of draft maps. Education and to solicit input on the composition of districts.
<b>Release draft maps</b>	Maps must be posted at least 7 days prior to 3 <sup>rd</sup> hearing.
<b>Two hearings on draft maps</b> Oct. 6 and 28	Two meetings to discuss and revise the draft maps and to discuss the election sequence.
<b>Map adoption</b> Oct. 28 (Nov. 4 if needed)	Final map must be posted at least 7 days prior to adoption.

# Redistricting Rules and Goals

---

## Federal Laws

Equal Population

Federal Voting Rights Act

No Racial Gerrymandering



## Traditional Redistricting Principles

Communities of interest

Compact

Contiguous

Visible (Natural & man-made) boundaries

Respect voters' choices / continuity in office

Planned future growth

# Demographic Summary

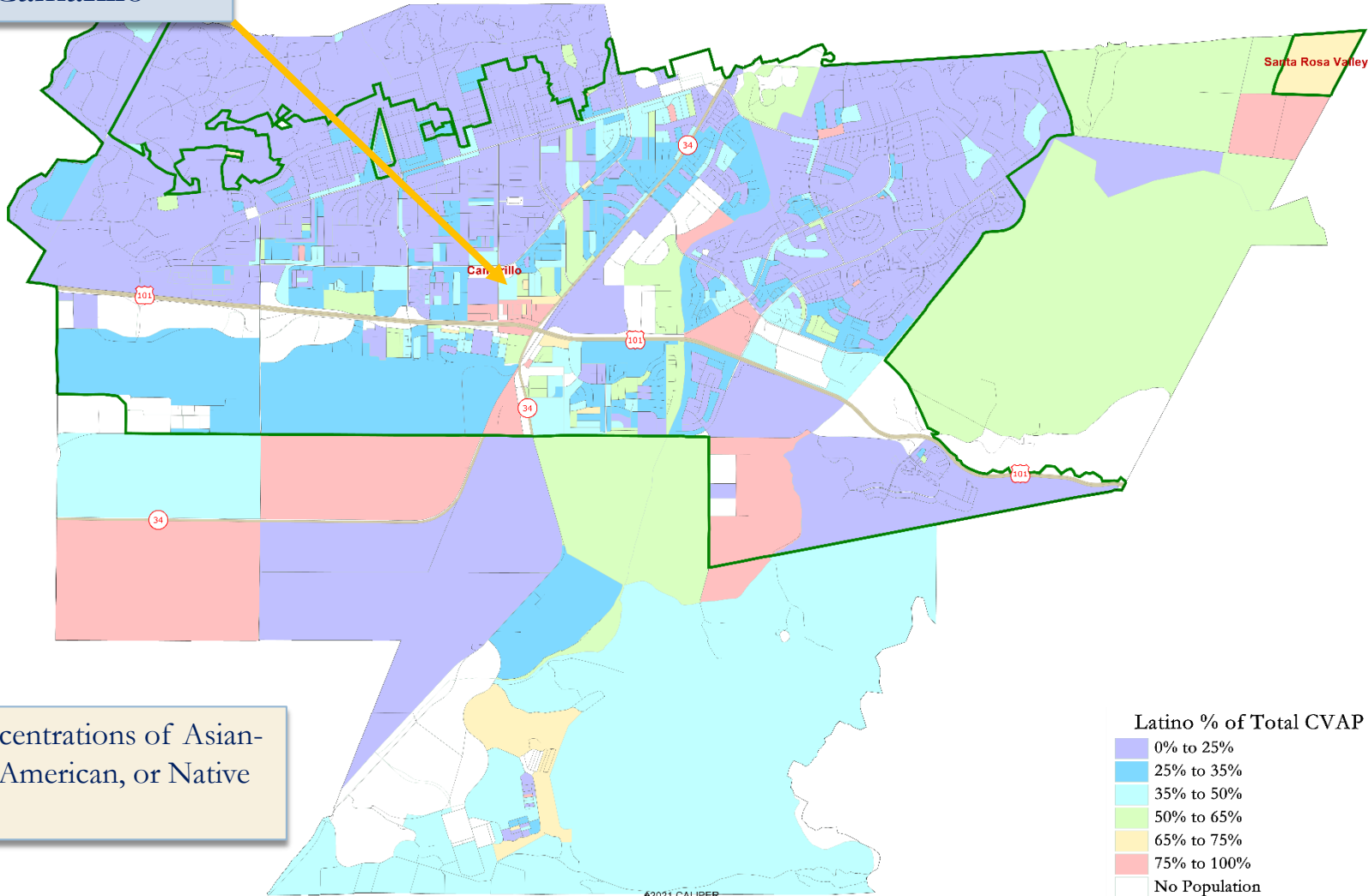
Official 2020 demographic data

Each of the five divisions must contain about 15,763 people.

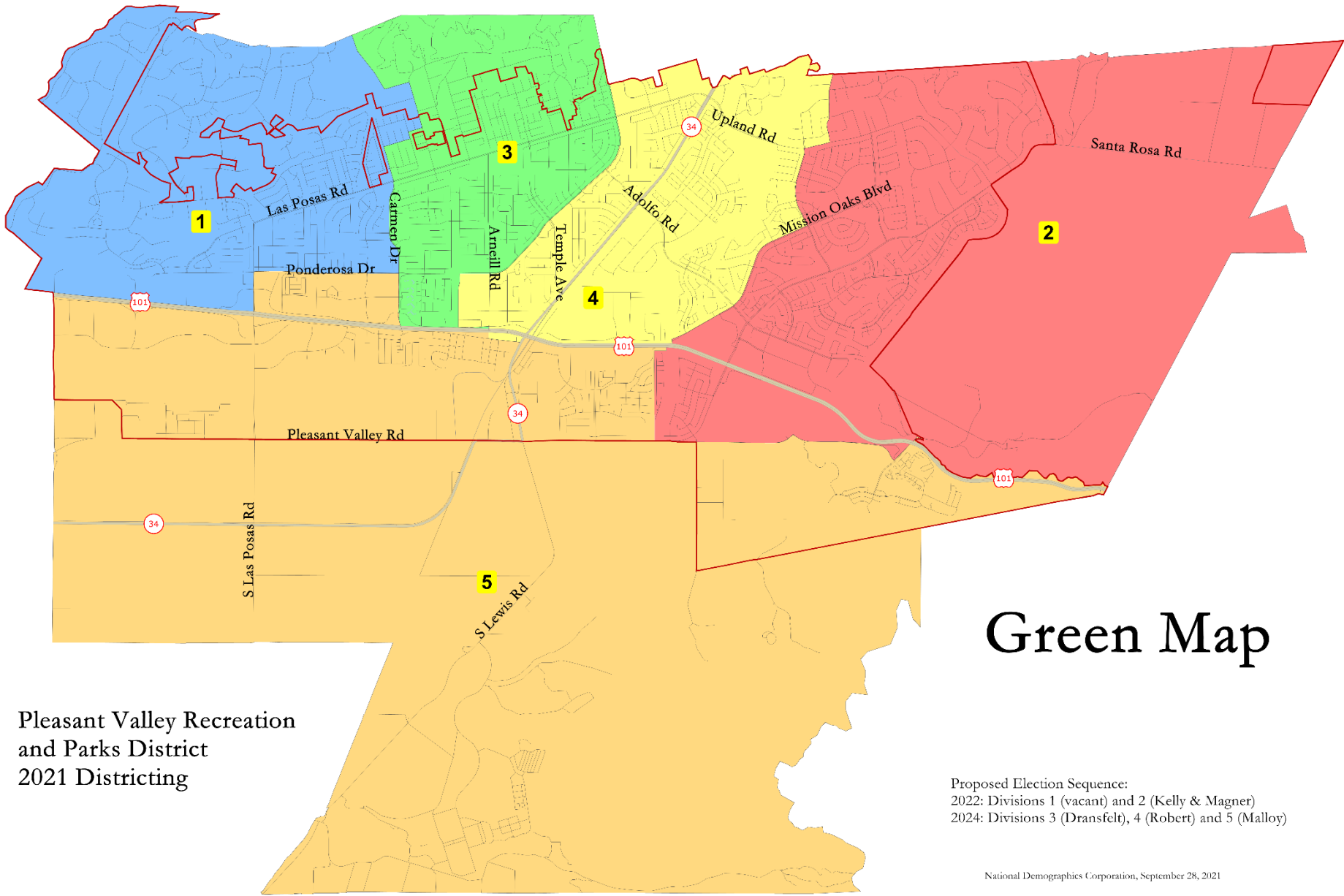
Category	Field	Count	Pct	Category	Field	Count	Pct
	2020 Census Pop.	78,814		Age	age0-19	17,774	23%
Total Pop (OMB Method)	Hisp. / Latino	21,304	27%		age20-60	38,768	50%
	NH White	42,357	54%		age60plus	20,430	27%
	NH Black	2,201	3%	Immigration	immigrants	11,421	15%
	Asian-Amer. / Pac Isl.	10,426	13%		naturalized	7,164	63%
Total Pop ("Any Part" Method)	Hisp. / Latino	15,299	19%	Language spoken at home	english	54,973	76%
	NH White	36,121	46%		spanish	10,517	14%
	Black / African-Amer.	1,966	2%		asian-lang	4,610	6%
	Asian-Amer. / Pac Isl.	8,243	10%		other lang	2,658	4%
Citizen Voting Age Pop	Total	57,613		Language Fluency	Speaks Eng. "Less than Very Well"	4,736	7%
	Hisp	13,270	23%	Education (among those age 25+)	hs-grad	21,028	40%
	NH White	36,909	64%		bachelor	13,855	26%
	NH Black	1,239	2%		graduatedegree	8,554	16%
	Asian/PacIsl.	5,286	9%	Child in Household	child-under18	7,568	27%
Voter Registration (Nov 2020)	Total	52,007		Pct of Pop. Age 16+	employed	39,529	62%
	Latino est.	11,204	22%	Household Income	income 0-25k	3,218	12%
	Spanish-Surnamed	10,065	19%		income 25-50k	3,660	13%
	Asian-Surnamed	2,442	5%		income 50-75k	3,855	14%
	Filipino-Surnamed	987	2%		income 75-200k	12,776	46%
	NH White est.	35,578	68%		income 200k-plus	4,110	15%
	NH Black	1,213	2%	Housing Stats	single family	23,424	77%
Voter Turnout (Nov 2020)	Total	45,645	88%		multi-family	5,354	18%
	Latino est.	9,245	20%		rented	9,579	35%
	Spanish-Surnamed	8,305	18%		owned	18,040	65%
	Asian-Surnamed	2,142	5%				
	Filipino-Surnamed	844	2%				
	NH White est.	31,846	70%				
NH Black	1,057	2%					
Voter Turnout (Nov 2018)	Total	45,587		Total population data from the 2020 Decennial Census. Surname-based Voter Registration and Turnout data from the California Statewide Database. Latino voter registration and turnout data are Spanish-surname counts adjusted using Census Population Department undercount estimates. NH White and NH Black registration and turnout counts estimated by NDC. Citizen Voting Age Population, Age, Immigration, and other demographics from the 2015-2019 American Community Survey and Special Tabulation 5-year data.			
	Latino est.	8,757	16%				
	Spanish-Surnamed	7,867	15%				
	Asian-Surnamed	1,293	4%				
	Filipino-Surnamed	478	1%				
	NH White est.	24,147	73%				
NH Black est.	510	2%					

# Latino CVAP

Latinos are concentrated in the center of Camarillo



No geographic concentrations of Asian-American, African-American, or Native American CVAP.

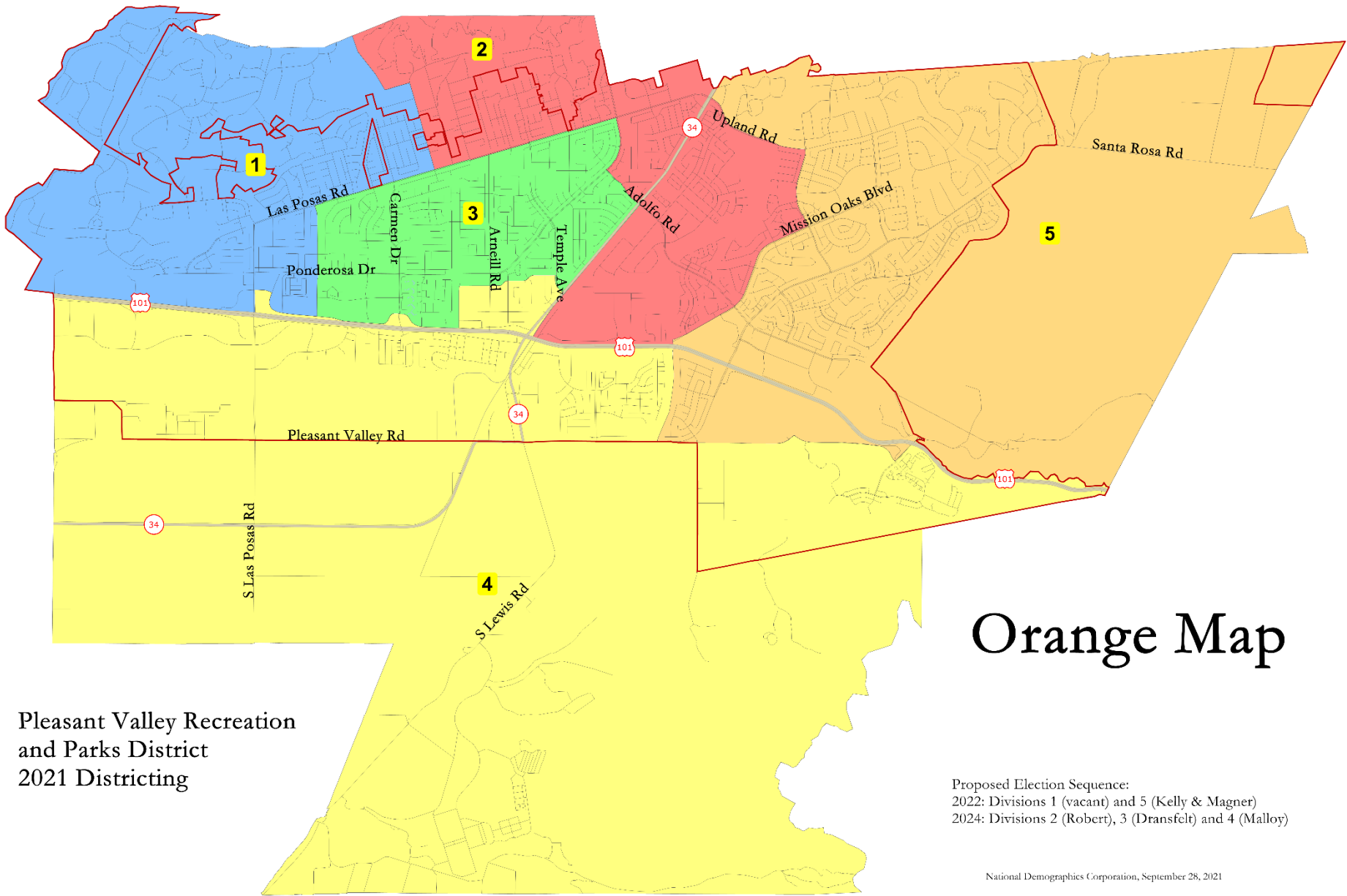


Pleasant Valley Recreation  
and Parks District  
2021 Districting

# Green Map

Proposed Election Sequence:  
 2022: Divisions 1 (vacant) and 2 (Kelly & Magner)  
 2024: Divisions 3 (Dransfelt), 4 (Robert) and 5 (Malloy)

National Demographics Corporation, September 28, 2021



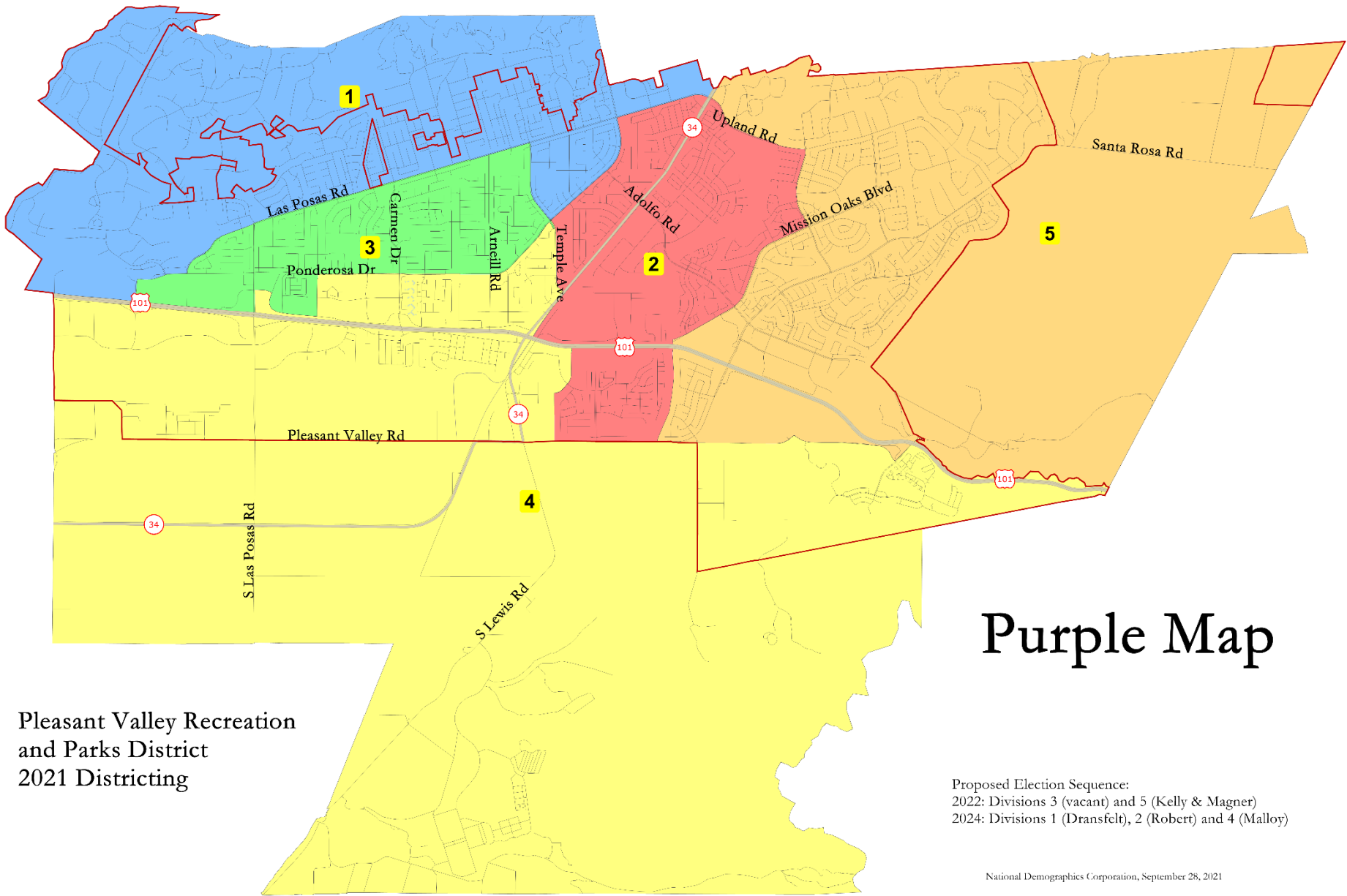
Pleasant Valley Recreation  
and Parks District  
2021 Districting

# Orange Map

Proposed Election Sequence:  
 2022: Divisions 1 (vacant) and 5 (Kelly & Magner)  
 2024: Divisions 2 (Robert), 3 (Dransfelt) and 4 (Malloy)

National Demographics Corporation, September 28, 2021





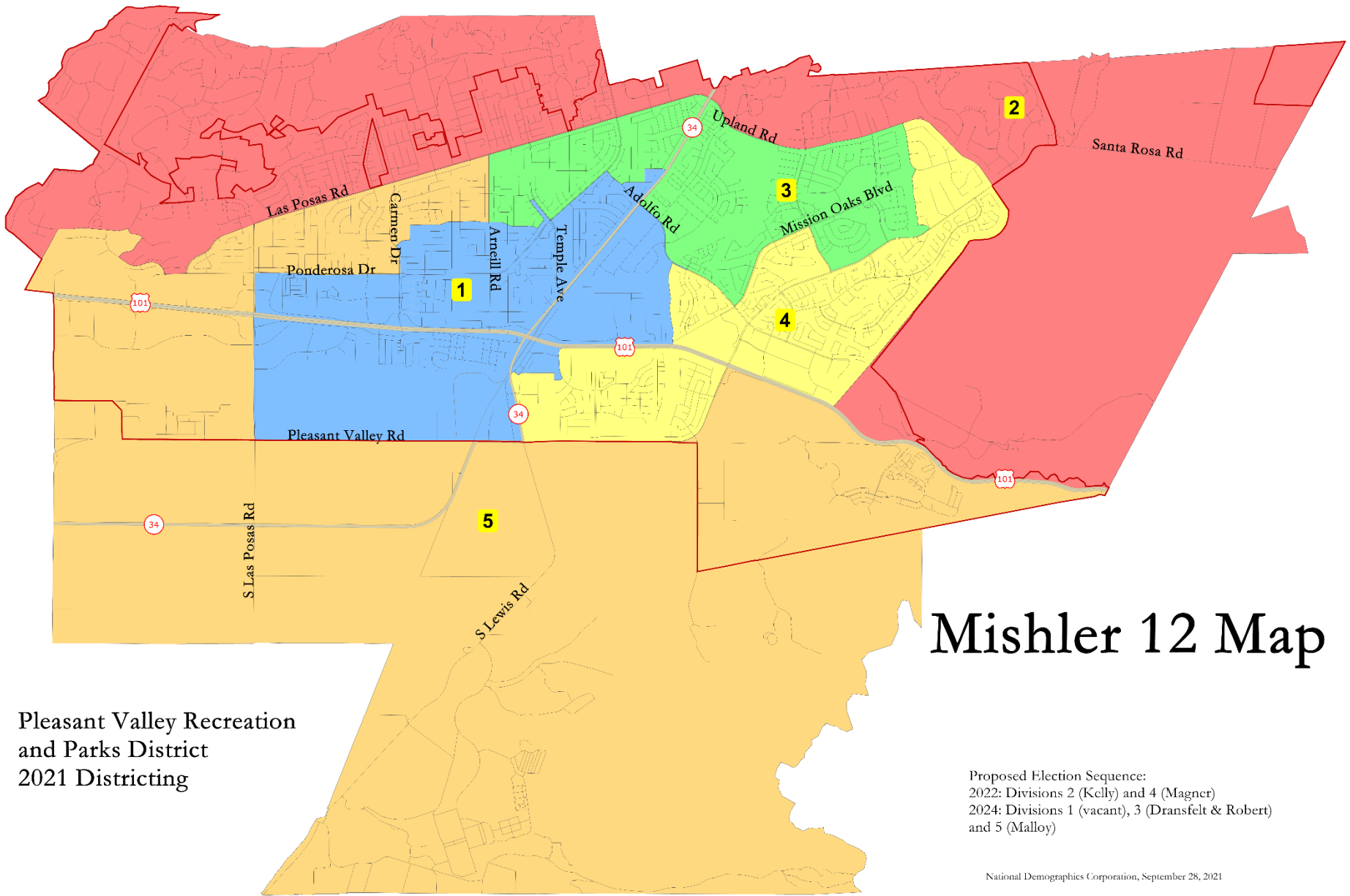
Pleasant Valley Recreation  
and Parks District  
2021 Districting

# Purple Map

Proposed Election Sequence:  
 2022: Divisions 3 (vacant) and 5 (Kelly & Magner)  
 2024: Divisions 1 (Dransfelt), 2 (Robert) and 4 (Malloy)

National Demographics Corporation, September 28, 2021

◆2021 CALIPER



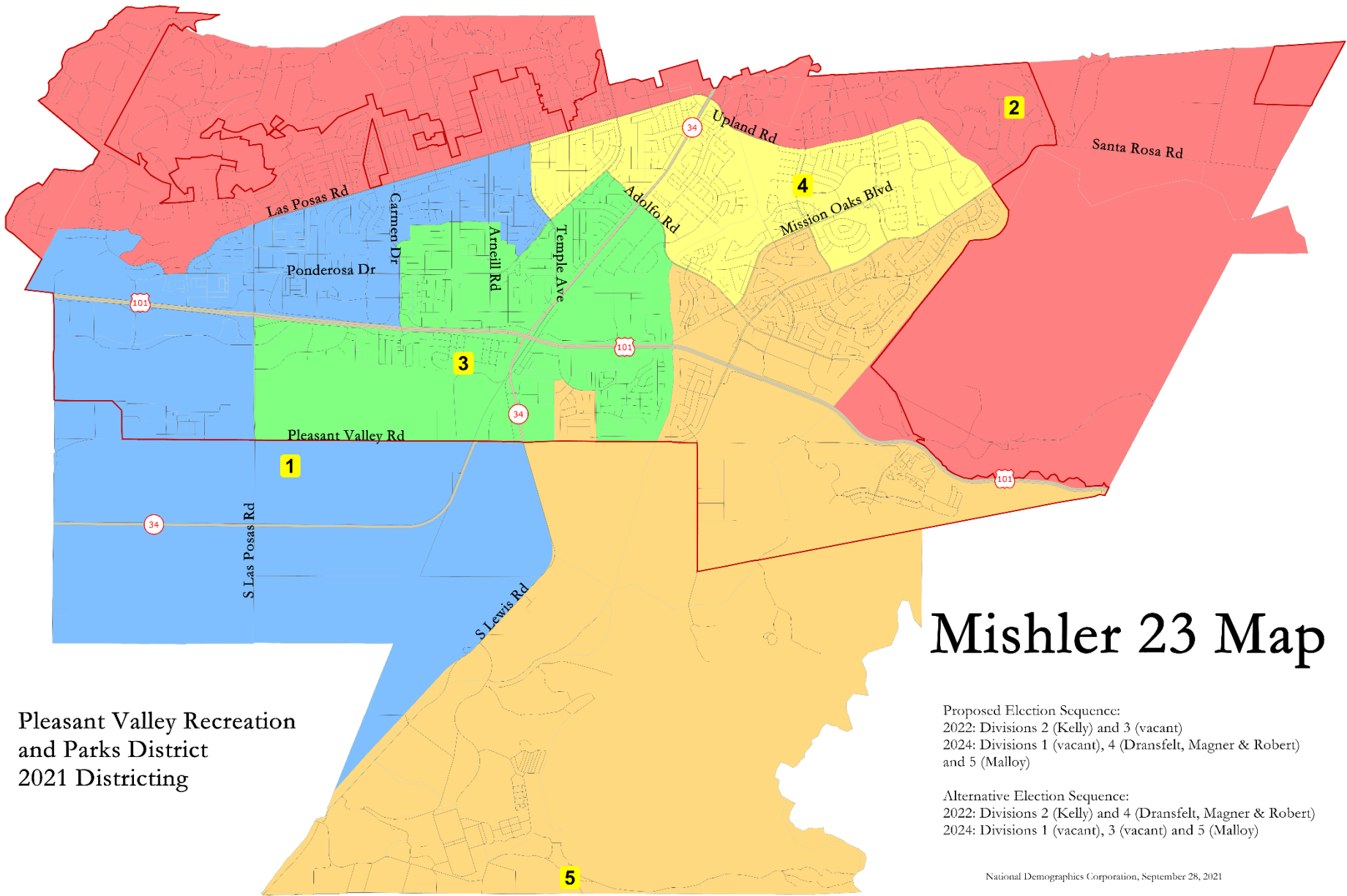
Pleasant Valley Recreation  
and Parks District  
2021 Districting

# Mishler 12 Map

Proposed Election Sequence:  
 2022: Divisions 2 (Kelly) and 4 (Magner)  
 2024: Divisions 1 (vacant), 3 (Dransfelt & Robert)  
 and 5 (Malloy)

National Demographics Corporation, September 28, 2021

◆2021 CALIPER



Pleasant Valley Recreation  
and Parks District  
2021 Districting

# Mishler 23 Map

Proposed Election Sequence:  
 2022: Divisions 2 (Kelly) and 3 (vacant)  
 2024: Divisions 1 (vacant), 4 (Dransfelt, Magner & Robert)  
 and 5 (Malloy)

Alternative Election Sequence:  
 2022: Divisions 2 (Kelly) and 4 (Dransfelt, Magner & Robert)  
 2024: Divisions 1 (vacant), 3 (vacant) and 5 (Malloy)

National Demographics Corporation, September 28, 2021

# Public Hearing & Discussion

---

- What map(s) do you prefer? Why?
- Are there other options you would like to see?